



Jennifer J. Edwards, Collier County Supervisor of Elections


2020 General Election

90%

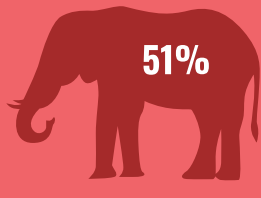
Turnout: 209,352 voters

231,708

Registered eligible voters



56,898 Democrats



117,835 Republicans

56,975 No Party Affiliation/Minor Parties

102,993 voted by mail

49%

With the threat of COVID-19 possibly deterring voters from participating in elections this year, we encouraged voters to request a Vote-by-Mail. By requesting a Vote-by-Mail ballot, voters were provided with more options when it came to casting their ballot. We were delighted to see nearly a 80% return on those requests, with thousands of voters casting their vote via mail for the first time this year!

77,533 voted early

37%

Early voting broke a new record for voter turnout this year, beating the 2016 record by over 2,600 voters. The most popular location for early voting continues to be Library Headquarters on Orange Blossom Drive.

28,697 voted on Election Day

14%

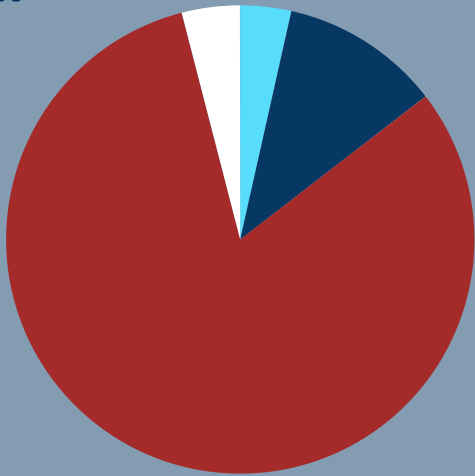
The busiest precinct on Election Day was Precinct 591 which is located at the Collier County University Extension. Over 1,156 voters voted on November 3 at that location.

*129 ballots were cast provisionally - less than 0.06% of the total counted votes.

*Voter Turnout Demographics

Race

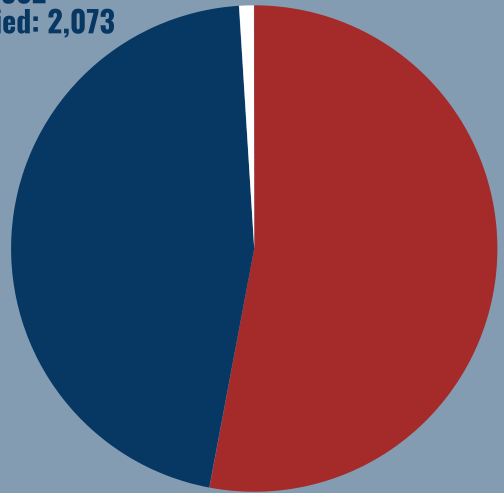
Black: 7,379
Hispanic: 23,098
White: 170,706
Other: 8,424



Black non-Hispanic (3.52%) Hispanic (11.02%)
White (81.44%) Other (4.02%)

Gender

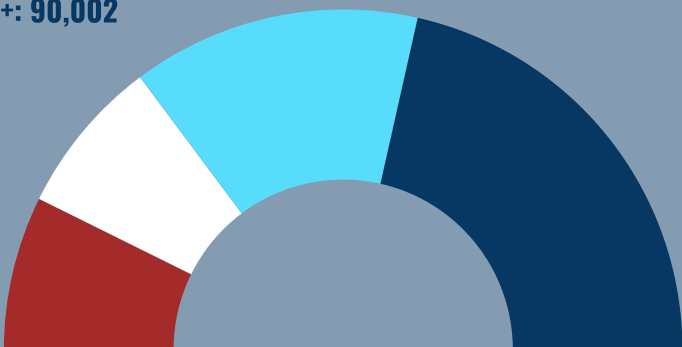
Female: 111,002
Male: 96,532
Unspecified: 2,073



Female (52.96%) Male (46.05%) Unspecified (0.99%)

Age

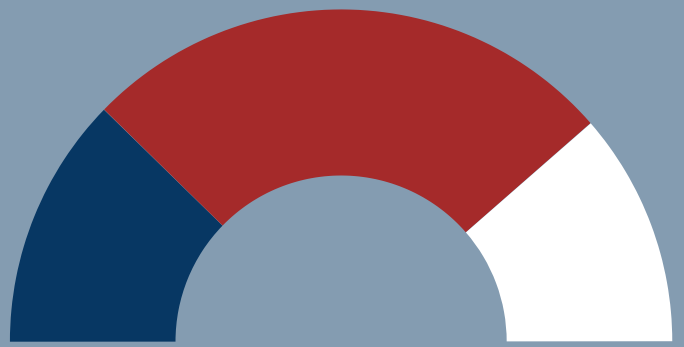
18-35: 30,667
36-50: 31,348
51-65: 57,589
66+: 90,002



18-35 (14.63%) 36-50 (14.96%) 51-65 (27.47%)
66+ (42.94%)

Party

Democrat: 51,639
Republican: 110,133
NPA/Minor Party: 47,835



Democrats (24.64%) Republicans (52.54%)
No Party Affiliation/Minor Parties (22.82%)

*Voter turnout demographic data represents voters who cast a ballot, not ballots counted.